

S3C6400+DM9000B WinCE 6.0 Performance Report

➤ Test Result

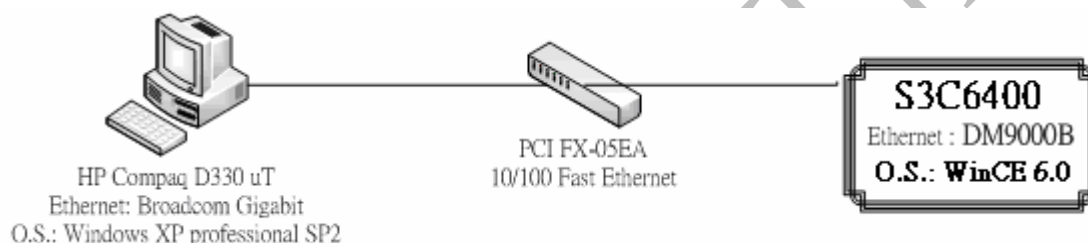
DM9000B Performance

	Performance
TX (Mbit/second)	14.03
RX (Mbit/second)	29.56

*Note: Use Chariot end-point test.

(Different to iperf.exe in speed calculation model.)

➤ Test Environment



➤ Test Tool

Client:

WinCE6.0 use arm-ARMV4I-nogui/pewce_cl.exe (<http://www.ixiacom.com/support/inquiry/>), pewce_cl.exe is a non GUI program for chariot performance Endpoints test client.

Server:

Windows XP use NetIQ Chariot Console application, chariot.exe (<http://www.netiq.com>), chariot.exe is a GUI program use to configure test pairs for TX / RX and emit the test task.

For WinCE6.0 TX test, Set 'Endpoint 1 network address' to be the IP address of WinCE6.0.

And set 'Endpoint 2 network address' to be the IP address of Windows XP.

For WinCE6.0 RX test, set with the IP addresses in reverse order.

Choice the 'Network protocol' to be TCP to measure the TCP bandwidth.

We measure the TX and RX performance separately.

- TX performance : DM9000B acts Endpoint 1, Host platform acts Endpoint 2.
- RX performance : DM9000B acts Endpoint 2, Host platform acts Endpoint 1.

➤ Appendix

■ TX performance :

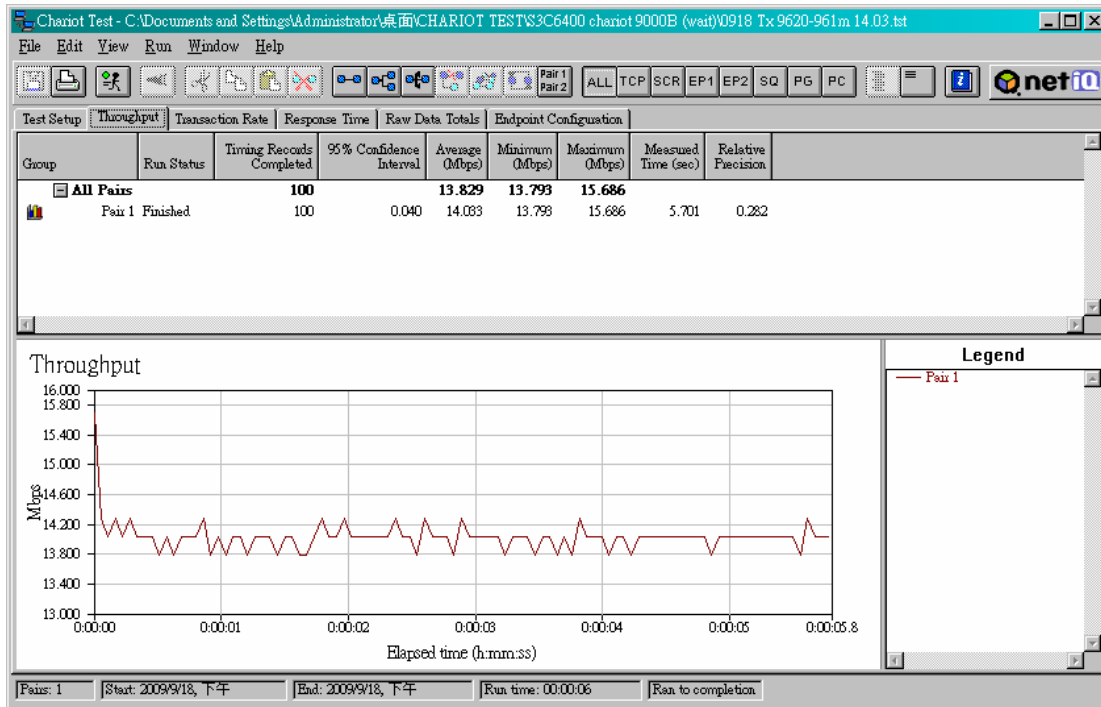


Fig. 1

■ RX performance :

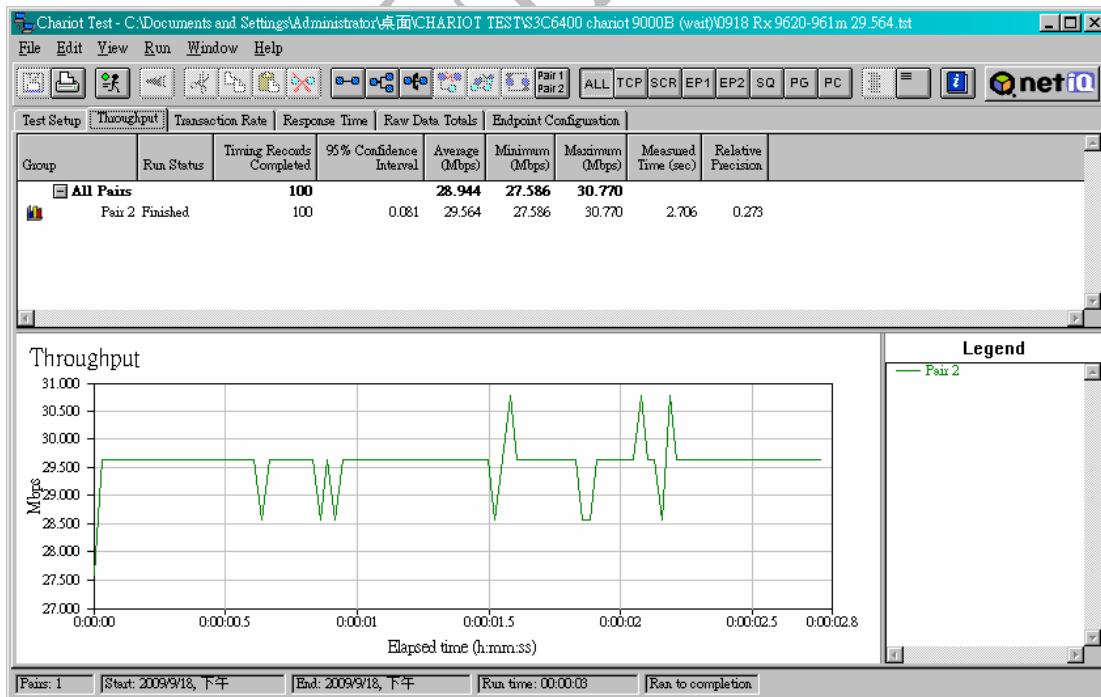


Fig. 2