

## Test Report for 100Base-TX

Time: 10:42:02

Device ID : DM9000BI

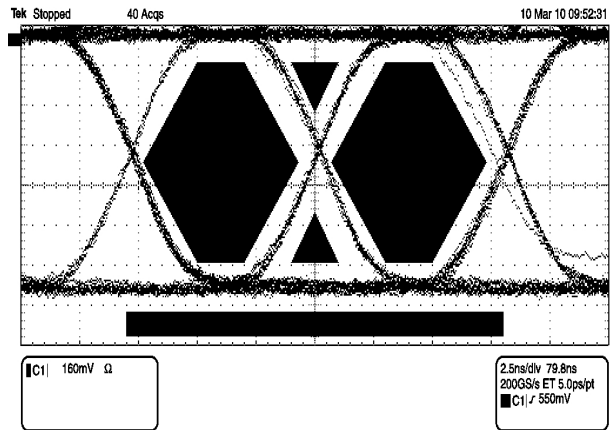
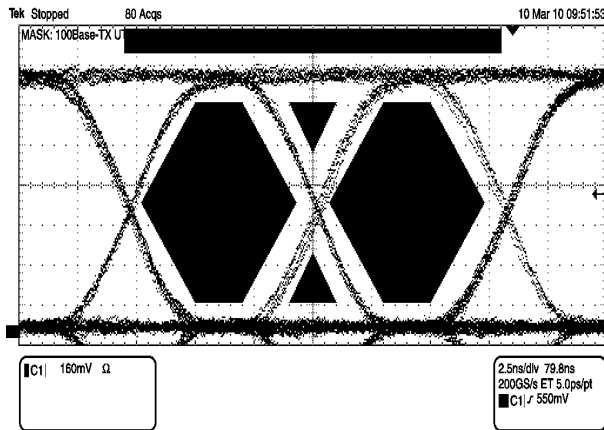
Device Description : TITAN DYTECHNA - DM9000BI

Port ID : Not Available

Test	Spec. Range	Measured Value	Result
AOI Template	Fit the template		Pass
Output Voltage (+Vout)	950mV to 1050mV	1018.4mV	Pass
Output Voltage (-Vout)	-950mV to -1050mV	-1017.0mV	Pass
Amplitude Symmetry	0.98 to 1.02	1.001	Pass
Rise Time(+ve)	3ns to 5ns	4.12ns	Pass
Rise Time(-ve)	3ns to 5ns	4.11 ns	Pass
Fall Time(+ve)	3ns to 5ns	3.96ns	Pass
Fall Time(-ve)	3ns to 5ns	4.01 ns	Pass
Rise/Fall Symmetry(+ve)	<500ps	158ps	Pass
Rise/Fall Symmetry(-ve)	<500ps	109ps	Pass
Overshoot(+ve)	<5%	0.00%	Pass
Overshoot(-ve)	<5%	0.00%	Pass
Transmit Jitter(+ve)	<1.4ns	620ps	Pass
Transmit Jitter(-ve)	<1.4ns	660ps	Pass
Distortion (Duty Cycle)	<500ps( $\pm$ 250ps)	233ps	Pass
Transmitter Return Loss			Not Available
Receiver Return Loss			Not Available

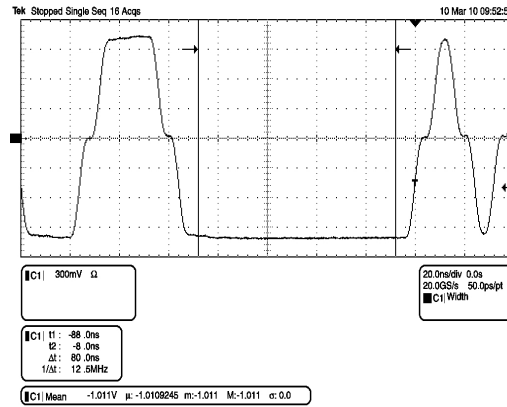
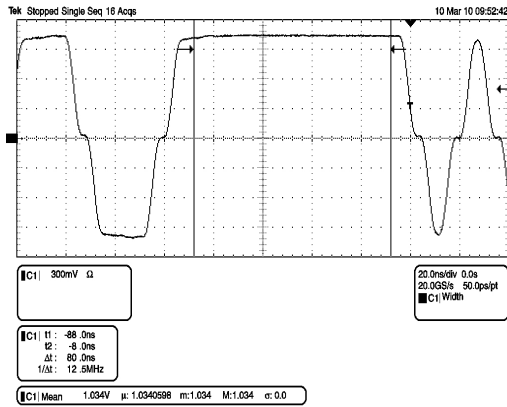
Application Version : 3.1.2 Build 4

## ANSI X3.263-1995: Annex J AOI Template



AOI Template Result :  
Pass

## ANSI X.3.263-1995 : 9.1.2.2 Differential Output Voltage

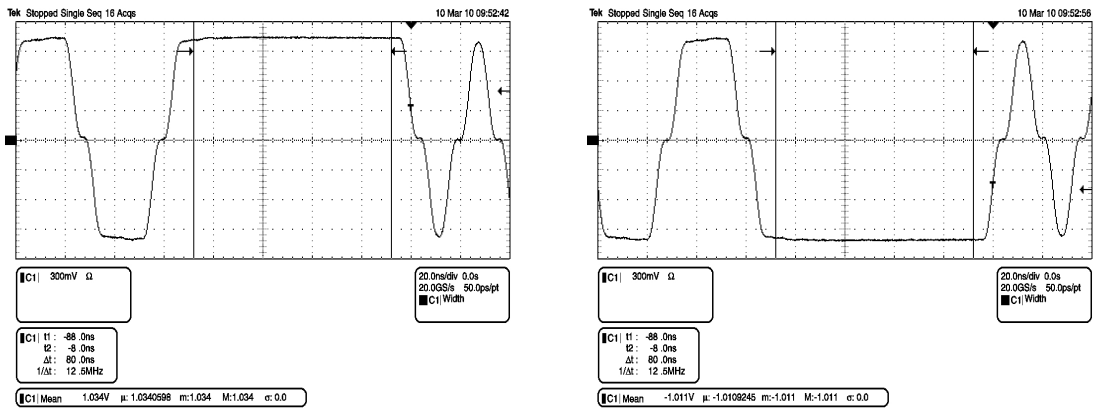


Positive Amplitude(+Vout) : 1018.4mV Baseline(+ve) : Not Available	Negative Amplitude(-Vout) : -1017.0mV Baseline(-ve) : Not Available
<b>Spec Range : 950mV to 1050mV</b>	<b>Spec Range : -950mV to -1050mV</b>
Output Voltage(+Vout) Result : Pass	Output Voltage(-Vout) Result : Pass

Differential Output Voltage Result : Pass

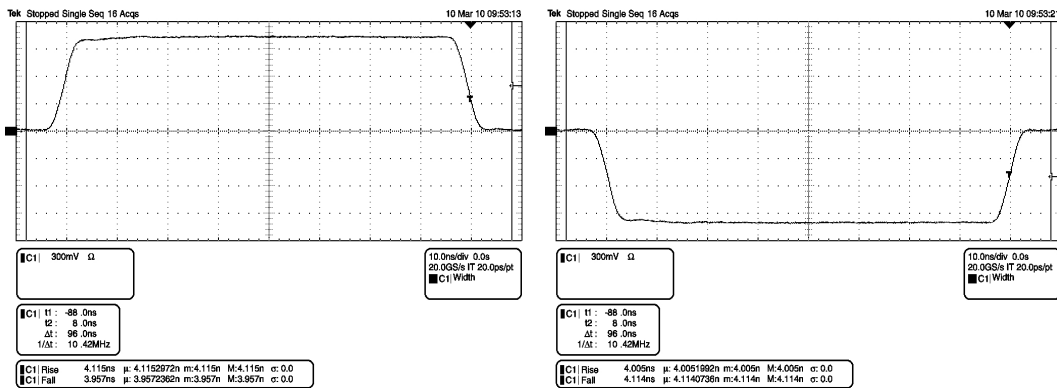
NOTE: Amplitude values are corrected for Baseline

## ANSI X3.263-1995: 9.1.4 Signal Amplitude Symmetry



Amplitude Symmetry :	1.001
<b>Spec Range: 0.98 to 1.02</b>	
Amplitude Symmetry Result :	Pass

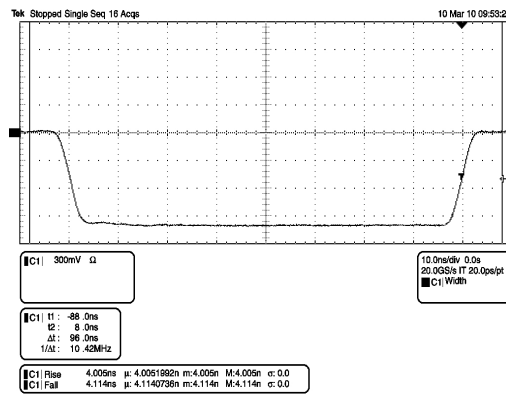
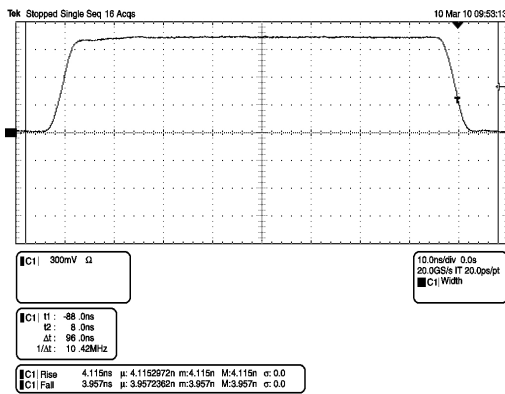
## ANSI X3.263-1995: 9.1.6 Rise Time



Rise Time(+ve) :	4.12ns	Rise Time(-ve) :	4.11ns
<b>Spec Range: 3ns to 5ns</b>		<b>Spec Range: 3ns to 5ns</b>	
Rise Time(+ve) Result :	Pass	Rise Time(-ve) Result :	Pass

Rise Time Test Result : Pass

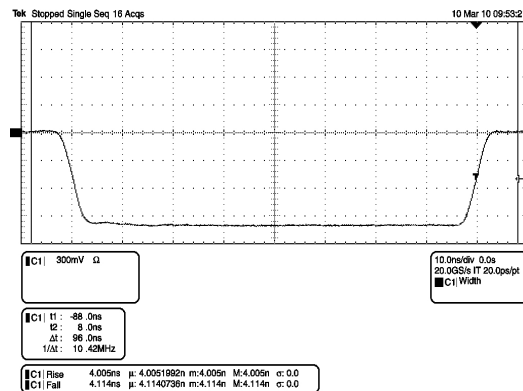
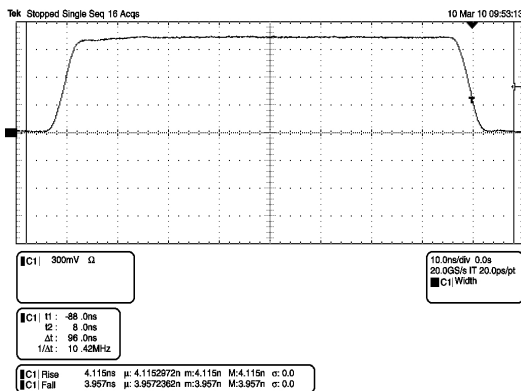
## ANSI X3.263-1995: 9.1.6 Fall Time



Fall Time(+ve) :	3.96ns	Fall Time(-ve) :	4.01ns
<b>Spec Range: 3ns to 5ns</b>		<b>Spec Range: 3ns to 5ns</b>	
Fall Time(+ve) Result :	Pass	Fall Time(-ve) Result :	Pass

Fall Time Test Result : Pass

## ANSI X3.263-1995: 9.1.6 Rise Fall Symmetry

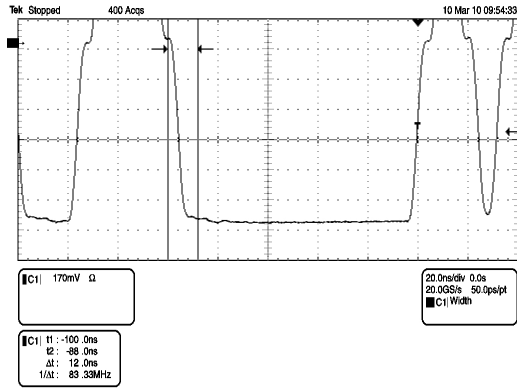
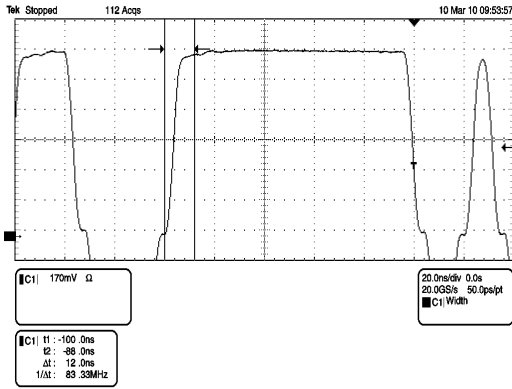


Rise/Fall Symmetry(+ve) :	158ps	Rise/Fall Symmetry(-ve) :	109ps
<b>Spec Range: &lt;500ps</b>		<b>Spec Range: &lt;500ps</b>	
Rise/Fall Symmetry(+ve) Result :	Pass	Rise/Fall Symmetry(-ve) Result :	Pass

Rise/Fall Symmetry(Max-Min) : 158ps

Rise/Fall Symmetry Result : Pass

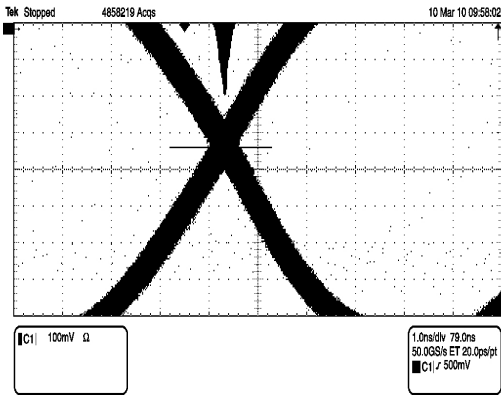
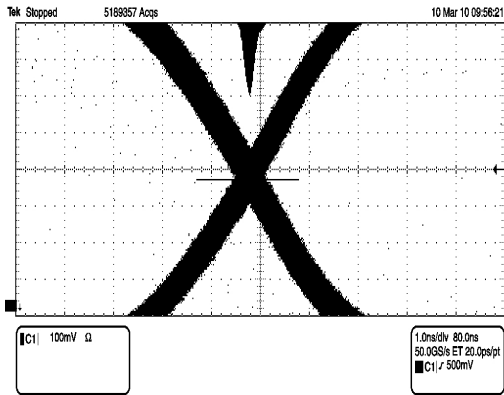
## ANSI X3.263-1995: 9.1.3 Waveform Overshoot



Overshoot(+ve) :	0.00%	Overshoot(-ve) :	0.00%
<b>Spec Range: &lt;5%</b>		<b>Spec Range: &lt;5%</b>	
Overshoot(+ve) Result :	Pass	Overshoot(-ve) Result :	Pass

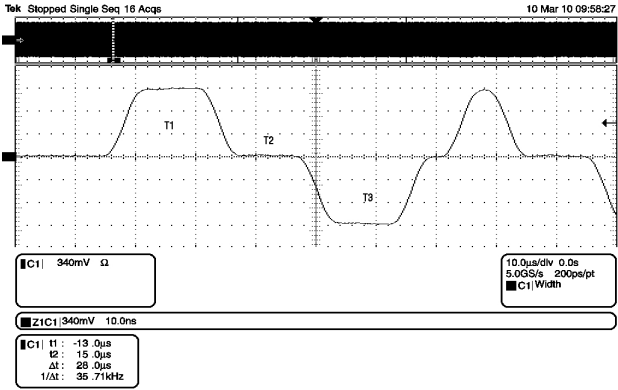
Waveform Overshoot Test Results : Pass

## ANSI X3.263-1995: 9.1.9 Transmit Jitter



Transmit Jitter(+ve) :	620ps	Transmit Jitter(-ve) :	660ps
<b>Spec Range: &lt;1.4ns</b>		<b>Spec Range: &lt;1.4ns</b>	
Transmit Jitter(+ve) Result :	Pass	Transmit Jitter(-ve) Result :	Pass

**ANSI X3.263-1995: 9.1.8 Distortion(Duty Cycle)**



Distortion(Duty Cycle) :	233ps
<b>Spec Range: &lt;500ps(+/-250ps)</b>	
Distortion(Duty Cycle) Result :	
Pass	
T1 =	233ps
T2 =	233ps
T3 =	233ps

## ANSI X3.263-1995: 9.1.5 Transmitter Return Loss

Not Available

Frequency	Spec. Value	Measured Value	Result
		Not Available	
1 MHz	-16.00dB	Not Available	
10 MHz	-16.00dB	Not Available	
20 MHz	-16.00dB	Not Available	
30 MHz	-16.00dB	Not Available	
40 MHz	-13.50dB	Not Available	
50 MHz	-11.56dB	Not Available	
60 MHz	-9.97dB	Not Available	
70 MHz	-10.00dB	Not Available	
80 MHz	-10.00dB	Not Available	

Transmitter Return Loss Result : Not Available

## ANSI X3.263-1995: 9.1.5 Receiver Return Loss

Not Available

Frequency	Spec. Value	Measured Value	Result
		Not Available	
1 MHz	-16.00dB	Not Available	
10 MHz	-16.00dB	Not Available	
20 MHz	-16.00dB	Not Available	
30 MHz	-16.00dB	Not Available	
40 MHz	-13.50dB	Not Available	
50 MHz	-11.56dB	Not Available	
60 MHz	-9.97dB	Not Available	
70 MHz	-10.00dB	Not Available	
80 MHz	-10.00dB	Not Available	

Receiver Return Loss Result : Not Available